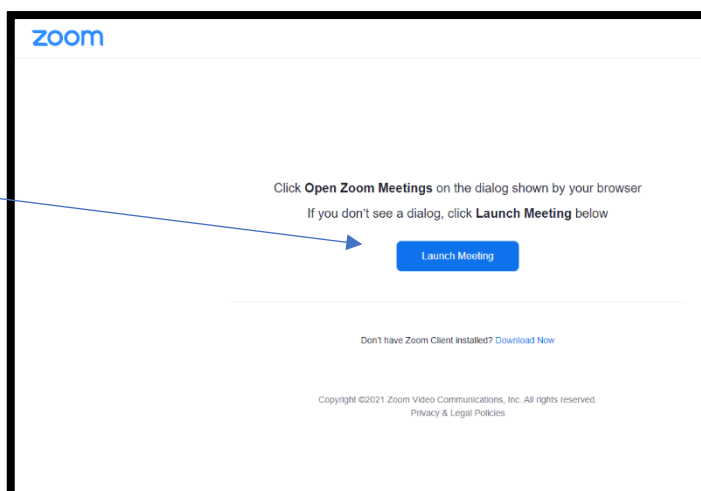


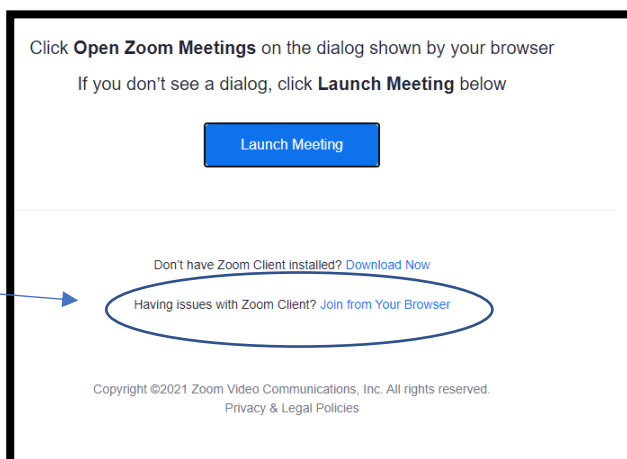
# Zoom-starthjelp:

Åpne linken (hyperkoping): <https://zoom.us/j/94107179904>

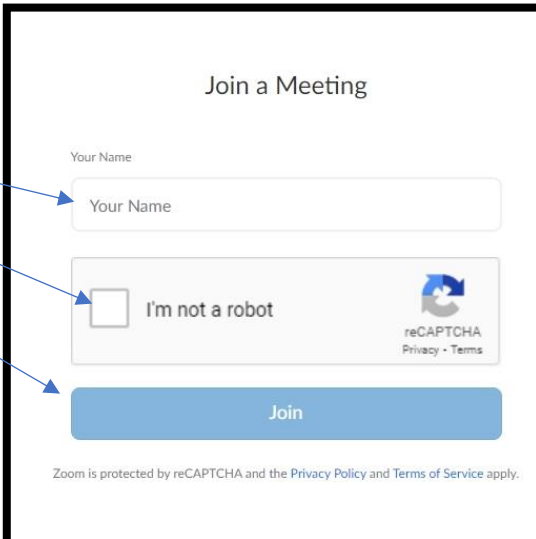
Du vil få opp dette bildet, trykk på den blå knappen «Launch Meeting»



Da kommer det opp et alternativ nederst på siden i blå skrift: «Join from your browser». Klikk på denne.



Skriv så inn navnet ditt/deres og klikk på «I'm not a robot» (at du ikke er en robot). Trykk på den blå knappen «Join»

A screenshot of the "Join a Meeting" form. It has a title "Join a Meeting" at the top. Below it is a text input field labeled "Your Name" with the placeholder text "Your Name". Underneath is a reCAPTCHA widget with a checkbox and the text "I'm not a robot". To the right of the checkbox is the reCAPTCHA logo and the text "reCAPTCHA Privacy · Terms". At the bottom of the form is a large blue button labeled "Join". At the very bottom, there is a small line of text: "Zoom is protected by reCAPTCHA and the Privacy Policy and Terms of Service apply." Three blue arrows point from the text on the left to the "Your Name" field, the reCAPTCHA checkbox, and the "Join" button.

Opplever du problemer med å komme deg inn? Prøv fra en annen enhet (telefon eller pc). Noen nettlesere sliter litt med Zoom.

Lykke til! Så sees vi til gudstjeneste 😊